

# SmallRig



## **Support** for DJI Osmo Pocket 4

支撑件 (适用于大疆Osmo Pocket 4)

User Manual | 用户手册

**DE** Bitte lesen Sie diese Produkthanleitung, um wichtige Informationen zum Produkt sowie Anweisungen zur Verwendung auf Ihrem Gerät zu erhalten. Diese Anleitung soll Ihnen helfen, das Produkt bequemer, vernünftiger und effizienter zu nutzen.

**FR** Veuillez lire ce guide produit pour connaître des informations importantes sur le produit et savoir quel appareil est disponible pour vous. Ce guide est conçu pour vous aider à utiliser ce produit de manière plus pratique et plus efficace.

**IT** Leggi questa guida al prodotto per ottenere informazioni importanti sul prodotto e su quale dispositivo è disponibile per te. Questa guida è progettata per aiutarti a utilizzare questo prodotto in modo più conveniente, razionale ed efficiente.

**ES** Lea esta guía del producto para conocer información importante sobre el producto y el equipo que se aplica a usted. Esta guía está diseñada para ayudarlo a utilizar este producto de manera más conveniente, razonable y eficiente.

**NL** Lees deze productgids voor belangrijke informatie over het product en welk apparaat voor u beschikbaar is. Deze handleiding is bedoeld om u te helpen dit product gemakkelijker en efficiënter te gebruiken.

**SE** Läs den här produktguiden för att lära dig viktig information om produkten och den utrustning som gäller dig. Den här guiden är utformad för att hjälpa dig att använda den här produkten mer bekvämt, rimligt och effektivt.

**BE** Veuillez lire ce guide produit pour connaître des informations importantes sur le produit et savoir quel appareil est disponible pour vous. Ce guide est conçu pour vous aider à utiliser ce produit de manière plus pratique et plus efficace.

**PL** Proszę przeczytać niniejszy przewodnik produktu, aby uzyskać istotne informacje dotyczące produktu oraz instrukcje dotyczące jego użytkowania na Twoim urządzeniu. Niniejszy przewodnik ma na celu pomóc Ci w bardziej wygodnym, rozsądnym i efektywnym korzystaniu z produktu.



## Safety Guidelines / 注意事项

- Do not use the product underwater, in extreme temperatures (e.g., freezing or direct heat), corrosive environments, or excessive dust. Dry metal parts immediately after liquid contact to prevent corrosion.

请勿在水下、极端温度（如冷冻或高温暴晒）、强腐蚀性或多尘环境中使用本产品。金属部件接触液体后请立即擦干，避免长期接触水分导致锈蚀。

- Do not exceed the maximum weight capacity indicated on the product. Overloading risks structural failure, deformation, or accidental drops.

请勿超过产品标注的最大承重限制。超载可能导致结构变形、断裂或意外跌落设备。

- Clean surfaces with a dry, soft cloth. Avoid chemicals like alcohol or solvents. Ensure dry and ventilated conditions for long-term storage.

使用干燥软布清洁表面，避免酒精、溶剂等化学试剂直接接触产品。长期存放前请确保环境干燥通风。

- Do not modify the product (e.g., drilling, cutting)—this compromises structural integrity and increases drop risks.

请勿自行对产品进行钻孔、切割或改造，以免破坏结构强度，增加设备跌落风险。

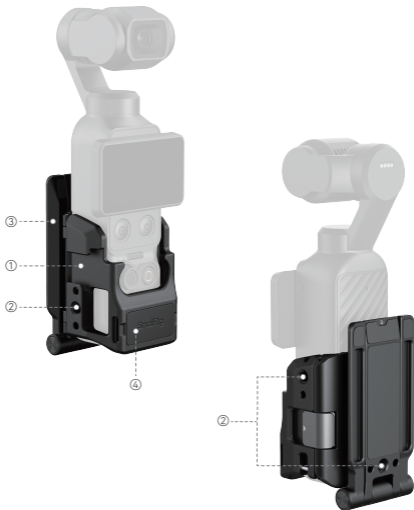
- Stop use immediately if you notice deformation, unusual noises, or loose components, and contact support.

若产品出现变形、异响或部件松动，请立即停止使用并联系客服。

## In the Box / 包装清单

|                       |     |                   |     |
|-----------------------|-----|-------------------|-----|
| Mount Support<br>支撑件  | × 1 | Wrist Strap<br>手绳 | × 1 |
| Guarantee Card<br>保修卡 | × 1 |                   |     |

## Product Details / 产品介绍



① Cold Shoe Mount  
冷靴

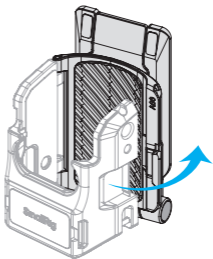
② 1/4"-20 Locating Hole  
1/4"-20 定位孔

③ Standard Arca-Swiss Plate  
阿卡接口

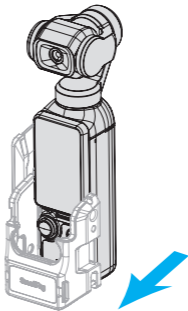
④ Dual-direction Quick-Release Interface  
双向磁吸接口


## Installation / 安装步骤

### Step 1 / 步骤一

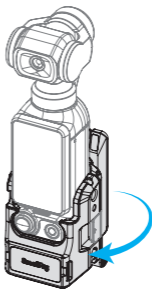


### Step 2 / 步骤二



 The package does not include the camera.  
相机机身需另购

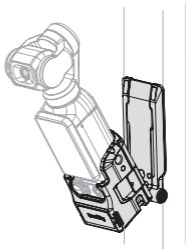
Step 3 / 步骤三




Magnetic Function Display / 磁吸功能展示

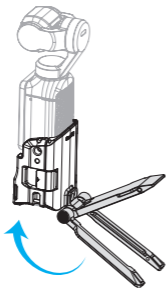
Can be attached to  
magnetic flat surfaces.

可吸附在磁性平整表面



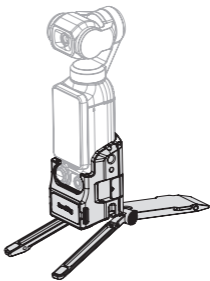
 The package does not  
include the camera.  
相机机身需另购


## Desktop Support Function / 桌面支撑功能



Can be converted to tripod mode to support the device on flat surfaces for fixed-position shooting.

可转换为脚架模式，在平面上支撑设备，进行固定机位拍摄；

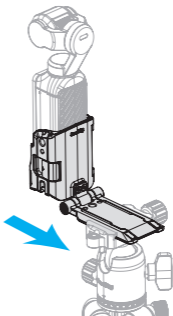



 The package does not include the camera.  
相机机身需另购

## Instructions for Arca-Swiss Plate / 阿卡使用方法

Can be used as an Arca-Swiss plate and mounted on an Arca-Swiss tripod for shooting.


可作为阿卡板，安装在阿卡脚架上拍摄；



 The package does not include the camera.  
相机机身需另购

## Specifications / 产品参数

|                            |   |
|----------------------------|---|
| Compatibility<br>适配性       | DJI Osmo Pocket 4<br>大疆 Osmo Pocket 4     |
| Product Dimensions<br>产品尺寸 | 3.0 × 1.8 × 1.7in<br>78.2 × 46.6 × 45.1mm |
| Product Weight<br>产品重量     | 3.3 ± 0.2oz<br>92.0 ± 5.0g                |
| Material(s)<br>主要材质        | Aluminum Alloy<br>铝合金                     |

 Specifications subject to change without prior notice. Please refer to the physical product for the most up-to-date information.

技术参数如有改动，以实物为准，恕不另行通知。

## Service & Warranty

Please keep your original receipt and guarantee card. Be sure the dealer has written on it the date of purchase and SN of the product. These are required for warranty service.

### **After-sale Warranty Terms:**

SmallRig products are entitled to warranty services as of the date of payment.

- **Electronic products (except V mount battery):** 1-year warranty.
- **V mount battery:** 2-year warranty.
- **Non-electronic products:** 2-year warranty.

**Note:** In case of any conflict between our warranty period policy and applicable laws and regulations of the country / region where the products are sold, the latter shall prevail.

### **This Warranty Does Not Cover:**

- If users fail to adhere to the "Operating Instruction" or any "Warnings" stated in the user manual, resulting in a quality failure, it falls outside the scope of warranty coverage.
- The product identification or SN label is removed or defaced in any way.
- Product damage caused by problems not attributable to the quality of the products such as improper use of the products.
- Product damage caused by unauthorized modification, disassembly, repair and other acts.
- Product damage caused by fires, floods, lightning and other force majeure factors.

### **Warranty Mode:**

- For the products within the scope of warranty, SmallRig will repair or replace them on the basis of specific failures; the repaired / replaced products / parts are entitled to the remaining part of the original warranty period.

### **Contact Information:**

- You're advised to contact the online customer service personnel of corresponding shopping platform and submit a repair service application.
- You may also apply for repair service through SmallRig's service email.

**Service Email:** [support@smallrig.com](mailto:support@smallrig.com)

## 保修条款

请保留您的原始购买单据及保修卡，同时包含您的购买日期、产品序列号等，这些资料质保服务时均需要提供。

### 📄 售后质保条款：

SmallRig产品自下单付款之日起享有质保服务。

- 电子产品 (除V口电池)：1年质保。
- V口电池：2年质保。
- 非电子产品：2年质保。

注：若销售地国家或地区的适用法律法规有冲突的，以销售地国家或地区有关质保期的法律法规为准。

### 📄 质保无效说明：

- 当用户违反操作指引或用户手册中“重要提示”任何一条导致的质量失效，不在质保范围内。
- 产品序列号标识已经被撕毁或无法辨识，不在质保范围。
- 产品使用不当等非产品本身质量问题，而造成的产品损坏，不在质保范围。
- 非官方指导的私自改装、拆解、维修等行为而造成的损坏，不在质保范围。
- 因火灾、水灾、雷击等不可抗力造成的产品损坏，不在质保范围。

### 📄 维修方式：

- 属于质保范围的，SmallRig 根据产品具体的故障对产品进行维修或更换；维修后的产品 / 部件享受原有保修期的剩余时长。

### 📄 联系方式：

- 建议您优先前往相应购买平台联系在线客服，提出产品维修申请。
- 您也可以通过 SmallRig 服务邮箱申请维修服务。

服务邮箱：[support@smallrig.com](mailto:support@smallrig.com)

## Guarantee Card

|               |  |
|---------------|--|
| ID No.        |  |
| Item Name     |  |
| Purchase Date |  |
| User Name     |  |
| Mobile        |  |
| Address       |  |
| Receipt       |  |

## 保修卡

|       |  |
|-------|--|
| ID 编号 |  |
| 产品名称  |  |
| 购买日期  |  |
| 用户姓名  |  |
| 用户电话  |  |
| 用户地址  |  |
| 购买单据  |  |

**Manufacturer Email:** support@smallrig.com

**Manufacturer:** Shenzhen Leqi Innovation Co., Ltd.

**Add:** Rooms 101, 701, 901, Building 4, Gonglianfuji Innovation Park, No. 58, Ping'an Road, Dafu Community, Guanlan Street, Longhua District, Shenzhen, Guangdong, China.

**Consignor:** Shenzhen LC Co., Ltd.

**Add:** Room 201, Building 4, Gonglianfuji Innovation Park, No. 58, Ping'an Road, Dafu Community, Guanlan Street, Longhua District, Shenzhen, Guangdong, China.

**制造商:** 深圳市乐其创新股份有限公司

**地 址:** 中国广东省深圳市龙华区观澜街道大富社区平安路58号共联富基创新园4栋101、701、901

**委托商:** 深圳市乐长科技有限公司

**地 址:** 中国广东省深圳市龙华区观澜街道大富社区平安路58号共联富基创新园4栋201



WE ARE HERE FOR YOU  
服务与支持



ETICHETTATURA AMBIENTALE  
ENVIRONMENTAL LABELING

执行标准: GB/T 26572-2011

EC REP GAVIMOSA CONSULTORIA, SOCIEDAD  
LIMITADA, CASTELLANA 9144, 28046 Madrid,  
compliance.gavimosa@outlook.com

UK REP Sea&Mew Accounting Ltd,  
Electric Avenue Vision 25, London,  
Enfield EN3 7GD, info@seamew.net

CE RoHS



FR  
LE TRI  
+ FACILE



合格证  
已检验



Séparez les éléments avant de trier

Made in China | 中国制造