

SmallRig

Vehicle Suction Cup Support Kit

for Action Cameras

运动相机车载吸盘支撑套件

User Manual | 用户手册



Safety Guidelines / 注意事项

- Do not exceed 0.5kg (1.1 lb) in equipment weight.
禁止搭载超过0.5kg设备。
- Do not mount mobile phones.
禁止搭载手机。
- Do not attach additional extension rods to this mount kit; this increases the load, posing a high risk of instability.
请勿在此套支架上额外接延长杆,力臂加长,存在高风险。
- Designed for application on dry, level, and smooth car body surfaces.
适用于干燥、平整、光洁的车身表面。
- Avoid using on painted surfaces, natural marble, aged ceramic tiles, breathable wallpaper, diatom mud walls, untreated wood, frosted glass, or any rough or porous materials.
不适用于涂料表面、天然大理石表面、老旧瓷砖面、透气墙纸氏、硅藻泥墙面、未喷漆的木头表面、毛玻璃表面、其他粗糙或透气的材质表面。
- When used on a vehicle, it is advised to keep speeds below 80 km/h on flat roads and to consistently inspect the product's suction status.
车载使用时,建议将车速控制在80km/h以下、在平坦的道路上使用,并严格检查产品的吸附状态。
- It is recommended to use with lanyard and conduct checks every 2 hours.
建议搭配安全挂绳使用,每2个小时检查一次。
- Operating temperature range: -20°C to 60°C / -4F to 140°F.
适用温度为-20°C~60°C。

In the Box / 包装清单

4" Suction Cup Camera Mount 4英寸拓展吸盘	× 3	Action Camera Mount 运动相机底座	× 1
Telescopic Rod 延长杆	× 1	Cable Tether 安全绳	× 1
Ball head 球头支撑件	× 1	1/4"-20 Screw 1/4"-20螺丝	× 2
Baseplate 底板	× 1	User Manual 用户手册	× 1
Integrated Magic Arm with Crab-Shaped Clamp 一体式魔术手蟹钳夹		× 1	

Product Details / 产品介绍




Installation / 安装步骤

Step 1 / 步骤一



☰ Step 2 / 步骤二





☰ Step 3 / 步骤三



Step 4 / 步骤四



Step 5 / 步骤五




Step 6 / 步骤六



Specifications / 产品参数

Product Dimensions 产品尺寸	6.0 × 6.2 × 3.4in 439.8 × 275.0 × 432.4mm
Product Weight 产品重量	18.1 ± 0.2g 512.0 ± 5.0oz
Material(s) 主要材质	Aluminum Alloy, Stainless Steel 铝合金、不锈钢

 Specifications subject to change without prior notice. Please refer to the physical product for the most up-to-date information.

技术参数如有改动，以实物为准，恕不另行通知。

Service & Warranty

Please keep your original receipt and guarantee card. Be sure the dealer has written on it the date of purchase and SN of the product. These are required for warranty service.

After-sale Warranty Terms:

SmallRig products are entitled to warranty services as of the date of payment.

- **Electronic products (except V mount battery):** 1-year warranty.
- **V mount battery:** 2-year warranty.
- **Non-electronic products:** 2-year warranty.

Note: In case of any conflict between our warranty period policy and applicable laws and regulations of the country / region where the products are sold, the latter shall prevail.

This Warranty Does Not Cover:

- If users fail to adhere to the "Operating Instruction" or any "Warnings" stated in the user manual, resulting in a quality failure, it falls outside the scope of warranty coverage.
- The product identification or SN label is removed or defaced in any way.
- Product damage caused by problems not attributable to the quality of the products such as improper use of the products.
- Product damage caused by unauthorized modification, disassembly, repair and other acts.
- Product damage caused by fires, floods, lightning and other force majeure factors.

Warranty Mode:

- For the products within the scope of warranty, SmallRig will repair or replace them on the basis of specific failures; the repaired / replaced products / parts are entitled to the remaining part of the original warranty period.

Contact Information:

- You're advised to contact the online customer service personnel of corresponding shopping platform and submit a repair service application.
- You may also apply for repair service through SmallRig's service email.

Service Email: support@smallrig.com

保修条款

请保留您的原始购买单据及保修卡，同时包含您的购买日期、产品序列号等，这些资料质保服务时均需要提供。

☰ 售后质保条款：

SmallRig产品自下单付款之日起享有质保服务。

- 电子产品 (除V口电池)：1年质保。
- V口电池：2年质保。
- 非电子产品：2年质保。

注：若销售地国家或地区的适用法律法规有冲突的，以销售地国家或地区有关质保期的法律法规为准。

☰ 质保无效说明：

- 当用户违反操作指引或用户手册中“重要提示”任何一条导致的质量失效，不在质保范围内。
- 产品序列号标识已经被撕毁或无法辨识，不在质保范围。
- 产品使用不当等非产品本身质量问题，而造成的产品损坏，不在质保范围。
- 非官方指导的私自改装、拆解、维修等行为而造成的损坏，不在质保范围。
- 因火灾、水灾、雷击等不可抗力造成的产品损坏，不在质保范围。

☰ 维修方式：

- 属于质保范围的，SmallRig 根据产品具体的故障对产品进行维修或更换；维修后的产品 / 部件享受原有保修期的剩余时长。

☰ 联系方式：

- 建议您优先前往相应购买平台联系在线客服，提出产品维修申请。
- 您也可以通过 SmallRig 服务邮箱申请维修服务。

服务邮箱：support@smallrig.com

Guarantee Card

ID No.	
Item Name	
Purchase Date	
User Name	
Mobile	
Address	
Receipt	

保修卡

ID 编号	
产品名称	
购买日期	
用户姓名	
用户电话	
用户地址	
购买单据	

Manufacturer Email: support@smallrig.com

Manufacturer: Shenzhen Leqi Innovation Co., Ltd.

Address: Rooms 101, 701, 901, Building 4, Gonglianfuji Innovation Park, No. 58, Ping'an Road, Dafu Community, Guanlan Street, Longhua District, Shenzhen, Guangdong, China.

Consignor: Shenzhen LC Co., Ltd.

Address: Room 201, Building 4, Gonglianfuji Innovation Park, No. 58, Ping'an Road, Dafu Community, Guanlan Street, Longhua District, Shenzhen, Guangdong, China.

制造商: 深圳市乐其创新股份有限公司

地址: 中国广东省深圳市龙华区观澜街道大富社区平安路58号共联富基创新园4栋101、701、901

委托商: 深圳市乐长科技有限公司

地址: 中国广东省深圳市龙华区观澜街道大富社区平安路58号共联富基创新园4栋201



WE ARE HERE FOR YOU
服务与支持



ETICHETTATURA AMBIENTALE
ENVIRONMENTAL LABELING

执行标准: GB/T 26572-2011

LQ-B944-18



GAVIMOSA CONSULTORIA, SOCIEDAD
LIMITADA, CASTELLANA 9144, 28046 Madrid,
compliance.gavimosa@outlook.com



Sea&Mew Accounting Ltd,
Electric Avenue Vision 25, London,
Enfield EN3 7GD, info@seamew.net

CE RoHS



FR
LE TRI
+ FACILE



Boîte 1



Cale 1



Papier 5



Séparez les éléments avant de trier



Made in China | 中国制造