

SmallRig

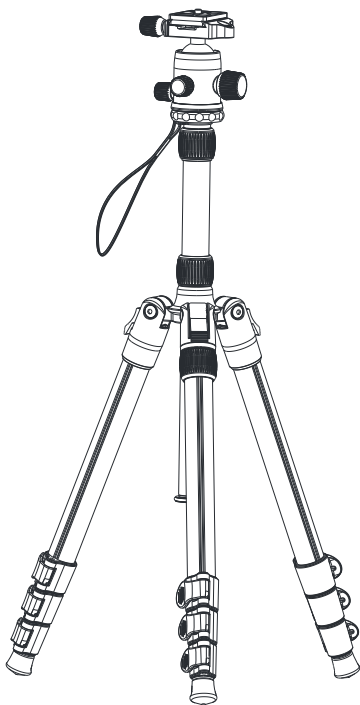


Photo Tripod

Operating Instruction

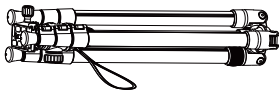
Thank you for purchasing SmallRig product, Please read carefully before using.

In order to ensure user's safety and prevent damages to the product due to any improper use, please carefully read the "Warnings" below and properly keep this User Manual for future reference.

Warnings

- Carefully open the tripod fully to avoid damage to camera.
- Ensure all screws locked tightly when moving the tripods.
- Please do not use the tripod in unstable circumstances.
- Please remove the camera when moving to another shooting scene.
- Please do not put oil into any part of the tripod by yourself.
- Please do not leave the tripod to the cars with high temperature in summer.
- Please do not use the product in lightning weather or near high tension line.
- Please do not sit or ride on the tripod, in case of the damage to the product and injured.
- Please do not operate it directly with hand in cold weathers when the product is frozen.
- Please do not over load the tripod, otherwise it may cause damage to the product and affect the shooting.
- Please remember to clean the product after use it, especially in damp and sandy environment.
- Clean it with soft cloth and detergent, then dry with clean cloth and keep it clean.

In the Box



CT-20 Tripod (with an Arca-Swiss QR Plate) × 1



Carrying Bag × 1



Smartphone Holder × 1



Quick Release
Plate × 1



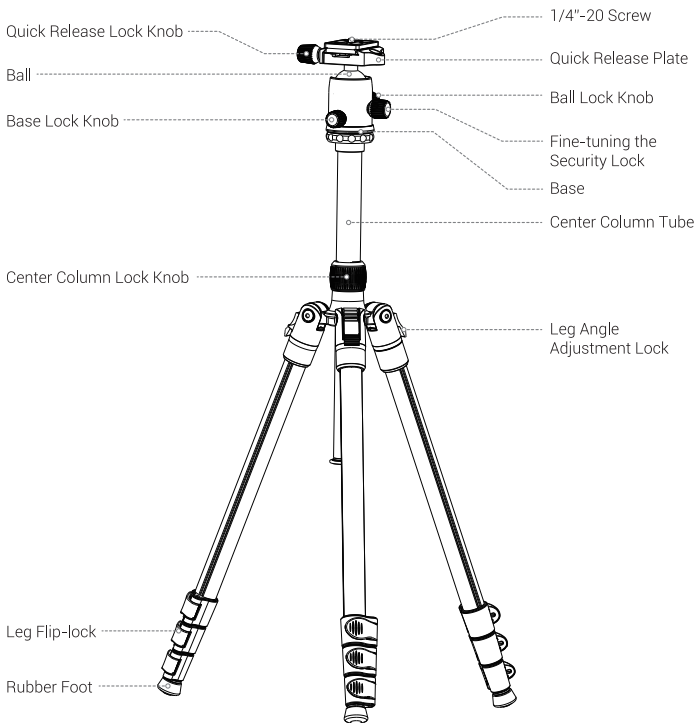
Allen Wrench × 3



Guarantee Card × 1

Thank you for purchasing SmallRig product, Please read carefully before using.

Product Details



The Basic Data

Product Attributes: Professional Tripod

Product Material: Aluminum

Product Color: Black + Red



1/4"-20 Screw



Net Weight:
1.62kg / 3.57lbs



Load Capacity:
5kg ~ 15kg / 11lbs ~ 33lbs



Folded Height:
47cm / 18.5in

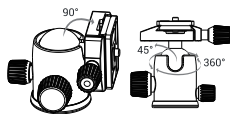


Maximum Height:
200cm / 78.74in



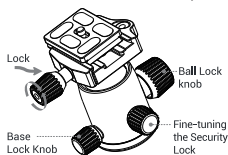
25mm 4-Section
Aluminum Alloy Legs

Ball head instructions:

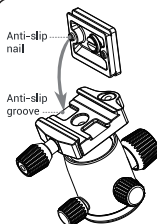


Loose the ball lock knob to get the shooting angle, please hold your camera while doing in case of the equipment fallen.

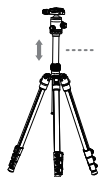
Quick release knob with safety



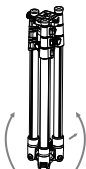
Quick Release System has Safety Designing System on Anti-Slip nail, which can prevent your equipment from falling accidentally.



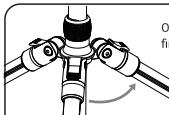
Tripod instructions:



Center Column lock knob loose the center column lock knob and adjust the center column to the right height, please hold your camera in case of the equipment fallen accidentally.

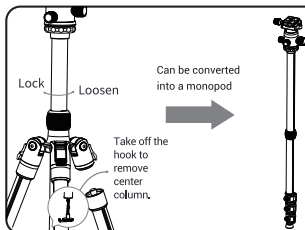
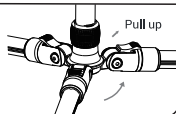


Press and hold the button to quickly flip the fold.

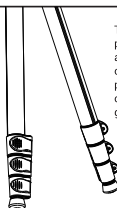


Normal expansion the first angle.

Press down the leg angle adjustment lock first and upward to second angle.



Can be converted into a monopod



The rubber feet provide stability and do not slip or move when photographed on soft ground grass or sand.



Please do not disassemble the product. If you have any questions, please contact the seller to apply for after-sales service.

Thank you for purchasing SmallRig product, Please read carefully before using.

Service & Warranty

Please keep your original receipt and guarantee card. Be sure the dealer has written on it the date of purchase and SN of the product. These are required for warranty service.

After-sale Warranty Terms

SmallRig products are entitled to warranty services as of the date of payment.

- Electronic products (except V mount battery): 1-year warranty.
- V mount battery: 2-year warranty.
- Non-electronic products: 2-year warranty.

Note: In case of any conflict between our warranty period policy and applicable laws and regulations of the country / region where the products are sold, the latter shall prevail.

This Warranty Does Not Cover

1. If users fail to adhere to the "Operating Instruction" or any "Warnings" stated in the user manual, resulting in a quality failure, it falls outside the scope of warranty coverage.
2. The product identification or SN label is removed or defaced in any way.
3. Product damage caused by problems not attributable to the quality of the products such as improper use of the products.
4. Product damage caused by unauthorized modification, disassembly, repair and other acts.
5. Product damage caused by fires, floods, lightning and other force majeure factors.

Warranty Mode

- For the products within the scope of warranty, SmallRig will repair or replace them on the basis of specific failures; the repaired / replaced products / parts are entitled to the remaining part of the original warranty period.

Contact Information

- You're advised to contact the online customer service personnel of corresponding shopping platform and submit a repair service application.
 - You may also apply for repair service through SmallRig's service email.
- Service Email: support@smallrig.com

Guarantee Card

ID No.	
Item Name	
Purchase Date	
User Name	
Mobile	
Address	
Receipt	



WE ARE HERE FOR YOU
服务与支持



ETICHETTATURA AMBIENTALE
ENVIRONMENTAL LABELING

EC	REP	GAVIMOSA CONSULTORIA, SOCIEDAD LIMITADA, CASTELLANA 9144, 28046 Madrid, compliance.gavimosa@outlook.com
----	-----	--

UK	REP
----	-----

Sea&Mew Accounting Ltd,
Electric Avenue Vision 25, London, Enfield EN3 7GD,
info@seamew.net

Manufacturer Email: support@smallrig.com

Manufacturer: Shenzhen Legi Innovation Co., Ltd.

Add: Rooms 101, 701, 901, Building 4, Gonglianfuji Innovation Park, No. 58, Ping'an Road, Dafu Community, Guanlan Street, Longhua District, Shenzhen, Guangdong, China.

Consignor: Shenzhen LC Co., Ltd.

Add: Room 201, Building 4, Gonglianfuji Innovation Park, No. 58, Ping'an Road, Dafu Community, Guanlan Street, Longhua District, Shenzhen, Guangdong, China.

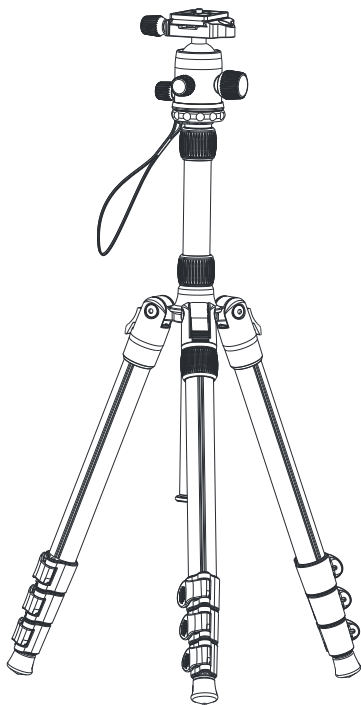
Made in China



CE RoHS



SmallRig



摄影三脚架

操作指引

为了保障使用者的安全以及防止不当使用导致产品损坏，请在使用前仔细阅读本手册的“重要提示”，并妥善保管好手册资料，以备随时查阅。

重要提示

- 小心打开三脚架，以免损坏相机。
- 移动三脚架时，请确保所有螺钉牢固锁定。
- 请勿在不稳定的环境下使用三脚架。
- 移动到另一个拍摄场景时请取下相机。
- 请不要自行将润滑油放入三脚架的任何部位。
- 夏季请不要将三脚架放在高温车上。
- 请勿在雷电天气或高压线附近使用本产品。
- 请不要坐或骑在三脚架上，以免损坏产品和受伤。
- 产品受到低温冷冻时，请勿直接用手操作。
- 请勿过度装载三脚架，否则可能会损坏产品并影响拍摄。
- 使用后请记得清洁产品，特别是在潮湿和沙地环境中。
- 用软布和清洁剂清洁，然后用干净的布擦干并保持清洁。

包装清单

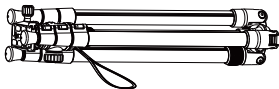


Photo Tripod (including a built-in QR plate for Arca)



收纳包 × 1



手机夹 × 1



快装板 × 1

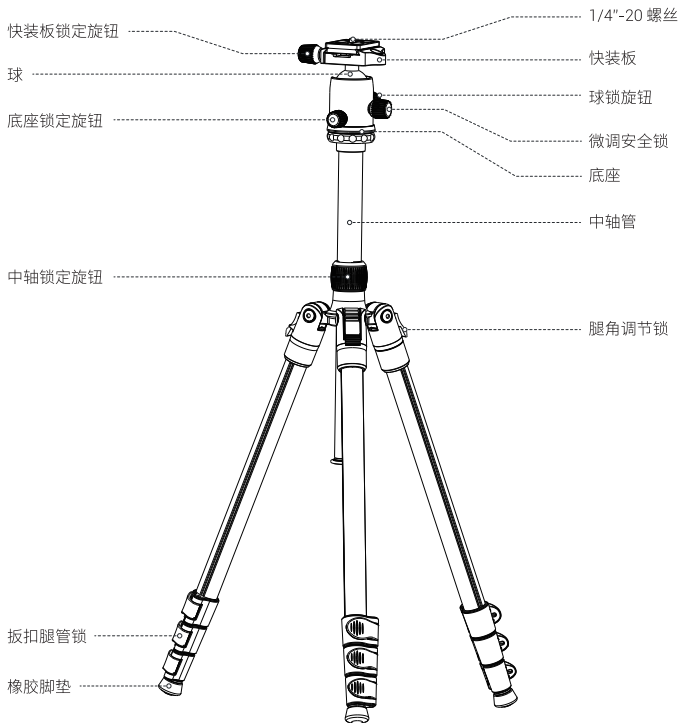


六角扳手 × 3



保修卡 × 1

产品结构介绍



基本数据

产品属性：专业三脚架

产品材质：铝合金

颜色：黑色 + 红色



1/4"-20 螺丝



净重：1.62kg



承重：5 ~ 15kg



收纳尺寸：47cm

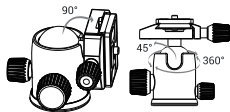


最大高度：200cm



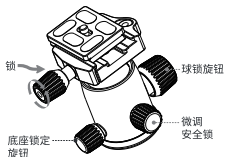
脚管：25mm 4节 铝合金管

云台说明:

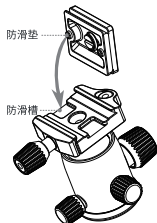


松开球头旋钮可以调整拍摄角度，请在操作时握住相机防止设备掉落。

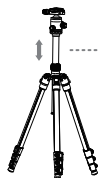
快装板旋钮



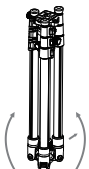
快速释放系统在防滑钉上有安全设计系统，可以防止您的设备意外跌落。



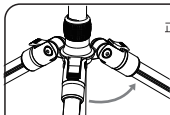
三脚架说明:



中心柱锁定旋钮，松开中心柱锁定旋钮并将中心柱调整到正确的高度，请保持相机以防设备意外掉落。

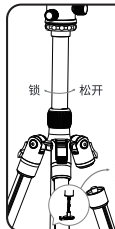
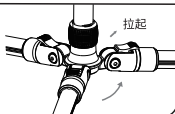


按住按钮可快速翻转折叠。

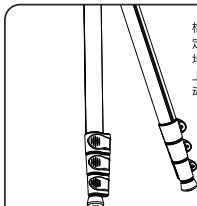


正常扩张第一个角度。

首先按下腿部角度调节锁，然后向上按下第二角度。



可以转换成独脚架。



橡胶脚垫提供稳定性，在柔软的地面草地或沙地上拍摄时不会滑动或移动。



请不要拆卸产品。如有任何问题，请联系卖家申请售后服务。

感谢您购买 SmallRig 产品，在使用之前请认真阅读本用户手册。

保修条款

请保留您的原始购买单据及保修卡，同时包含您的购买日期、产品序列号等，这些资料质保服务时均需要提供。

售后质保条款

SmallRig产品自下单付款之日起享有质保服务。

·电子产品(除V口电池): 1年质保。

·V口电池: 2年质保。

·非电子产品: 2年质保。

注: 若销售地国家或地区的适用法律法规有冲突的, 以销售地国家或地区有关质保期的法律法规为准。

质保无效说明

1. 当用户违反操作指引或用户手册中“重要提示”任何一条导致的质量失效, 不在质保范围内。
2. 产品序列号标识已经被撕毁或无法辨识, 不在质保范围。
3. 产品使用不当等非产品本身质量问题, 而造成的产品损坏, 不在质保范围。
4. 非官方指导的私自改装、拆解、维修等行为而造成的损坏, 不在质保范围。
5. 因火灾、水灾、雷击等不可抗力造成的产品损坏, 不在质保范围。

维修方式

· 属于质保范围的, SmallRig 根据产品具体的故障对产品进行维修或更换;

维修后的产品 / 部件享受原有保修期的剩余时长。

联系方式

- 建议您优先前往相应购买平台联系在线客服, 提出产品维修申请。
- 您也可以通过 SmallRig 服务邮箱申请维修服务。

服务邮箱: support@smallrig.com

保修卡

ID编号	
产品名称	
购买日期	
用户姓名	
用户电话	
用户地址	
购买单据	

制造商: 深圳市乐其创新股份有限公司

地址: 中国广东省深圳市龙华区观澜街道大富社区平安路58号共联富基创新园4栋101、701、901

委托商: 深圳市乐长科技有限公司

地址: 中国广东省深圳市龙华区观澜街道大富社区平安路58号共联富基创新园4栋201

中国制造

GB 4943.1-2022, GB/T 26572-2011



CE RoHS

