


# SmallRig



Basic Fan

## Cooling Fan

for Mirrorless Cameras

风扇版散热器

(适用于微单相机)

User Manual | 用户手册

- Thank you for purchasing SmallRig's product.  
感谢您购买 SmallRig 产品。
- Please read this User Manual carefully.  
使用本产品之前，请仔细阅读用户手册。
- Please follow the safety warnings.  
请注意所有警告提示并遵循使用用户手册的所有指令。

## Important Reminder / 重要提示

1. Please read this manual carefully before using this product.
  2. Please pay attention to all warning prompts and follow all instructions in the user manual.
  3. The battery's state of charge (SoC) is  $\leq 30\%$  of the rated design capacity at the time of leaving the factory.
  4. Built-in non-removable lithium battery, unauthorized disassembly is strictly prohibited; external lithium battery, no disassembly is allowed.
  5. After prolonged storage without use, it is recommended to charge and discharge the battery once every 6 months for maintenance to restore about 60% of the charged capacity, thus extending the battery's lifespan.
  6. Please do not throw away the product wilfully as its battery contains a few harmful substances. Please recycle the damaged or unused products in accordance with the waste management measures.
  7. Children should use it under adult guidance.
  8. Keep new and used batteries away from children.
1. 使用本产品之前，请仔细阅读用户手册。
  2. 请注意所有警告提示并遵循使用用户手册内的所有指令。
  3. 电池在出厂时的荷电量 (SoC)  $\leq 30\%$  额定设计容量。
  4. 内置式不可拆卸锂电池，严禁擅自拆机；外置式锂电池，请勿拆解电池。
  5. 电池在长时间储存不用时，应在6个月内进行一次充放电维护，并恢复60%左右的带电量以延长电池的使用寿命。
  6. 电池内部有少许有害物质，请勿任意丢弃，请将损坏或是不再使用的产品，依照废弃物管理办法回收处理。
  7. 儿童请在成人指导下使用。
  8. 请将新电池和旧电池放在远离儿童的地方。



Please refrain from disassembling the product or the battery. If there's any problem with the product, please contact the purchase platform for after-sales assistance.

请勿拆卸产品或拆解电池，如果您怀疑产品有任何问题，请联络购买平台，申请售后处理。



## Safety Guidelines / 注意事项

- Do not use the product underwater, in extreme temperatures (e.g., freezing or direct heat), corrosive environments, or excessive dust. Dry metal parts immediately after liquid contact to prevent corrosion.

请勿在水下、极端温度（如冷冻或高温暴晒）、强腐蚀性或多尘环境中使用本产品。金属部件接触液体后请立即擦干，避免长期接触水分导致锈蚀。

- Do not exceed the maximum weight capacity indicated on the product. Overloading risks structural failure, deformation, or accidental drops.

请勿超过产品标注的最大承重限制。超载可能导致结构变形、断裂或意外跌落设备。

- Clean surfaces with a dry, soft cloth. Avoid chemicals like alcohol or solvents. Ensure dry and ventilated conditions for long-term storage.

使用干燥软布清洁表面，避免酒精、溶剂等化学试剂直接接触产品。长期存放前请确保环境干燥通风。

- Do not modify the product (e.g., drilling, cutting)—this compromises structural integrity and increases drop risks.

请勿自行对产品进行钻孔、切割或改造，以免破坏结构强度，增加设备跌落风险。

- Stop use immediately if you notice deformation, unusual noises, or loose components, and contact support.

若产品出现变形、异响或部件松动，请立即停止使用并联系客服。



- ① Do not use the Cooling Fan to continue cooling the camera when the camera is not operating to prevent condensation inside the camera.

相机不工作时，请勿使用散热器继续为相机散热，防止相机内部产生冷凝水。

- ② When not in use, press and hold the power switch for about 2 seconds to enter standby mode or disconnect the power cord to power off the device.

不使用时，请长按电源开关约2秒进入待机状态或拔掉电源线关闭电源。

- ③ Do not block the air inlet or outlet when the Cooling Fan is in operation.

散热器工作时，请勿遮挡进风口或出风口。

- ④ This product is not waterproof, do not store or use in a humid environment.

此产品无防水功能，请勿在潮湿环境中储存或使用。

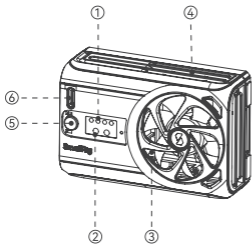
## In the Box / 包装清单

Cooling Fan × 1  
散热器

User Manual × 1  
用户手册

USB-C Power Cable × 1  
USB-C 电源线


## Product Details / 产品介绍




- ① Battery Indicator Light  
电量指示灯
- ② Gear Indicator Light  
档位指示灯
- ③ Air Inlet  
进风口
- ④ Air Outlet  
出风口
- ⑤ Power Button  
开关机按钮
- ⑥ USB-C Charging Port  
USB-C 充电接口

## Installation / 安装步骤

### Step 1 / 步骤一


 The package does not include the camera.  
相机机身需另购



## Step 2 / 步骤二



Press and hold for 2 seconds to switch the cooling fan on or off.  
长按2S, 启动或关闭散热器



## Indicator light description / 指示灯说明

Power Switch  
电源开关

Click to display battery level.  
Press and hold for 2 seconds to switch the cooling fan on or off.  
单击显示电量; 长按2秒, 启动或关闭散热器。

Battery  
Indicator  
Light  
电量指示灯

● **Operating Status:**

Four lights illuminated: Battery level 75%–100%

Three lights illuminated: Battery level 50%–75%

Two lights illuminated: Battery level 25%–50%

One light illuminated: Battery level 10%–25%

One light flashing: Battery level <10%

● **Charging Status:**

Four indicator lights illuminate sequentially, then one of them flashes: Charging in progress.

All four lights steady: Fully charged.

● **工作状态:**

亮4个灯: 电池电量75% ~ 100%; 亮3个灯: 电池电量50% ~ 75%

亮2个灯: 电池电量25% ~ 50%; 亮1个灯: 电池电量10% ~ 25%

1个灯闪烁: 电池电量 < 10%。

● **充电状态:**

4个指示灯依次亮起,然后其中一个指示灯闪烁: 正在充电,

4个灯常亮: 已充满电。

Gear  
Indicator  
Light

档位指示灯

L: Normal Mode

H: Enhanced Mode

Both indicator lights flashing simultaneously:

Abnormal condition.

L: 普通模式

H: 强散热模式

2个指示灯同时闪烁: 异常状态。

## Specifications / 产品参数

Battery Parameter 电池参数	3.7V / 1100mAh / 4.07Wh
Input 输入	5V = 2A; 10W
Operating Voltage 工作电压	5V
Operating Current 工作电流	0.2 ~ 0.4A
Operating Power 工作功率	1 ~ 2W
Fan Noise 风扇噪音	36.6 ~ 40.9dB
Fan Speed 风扇转速	4500 ~ 7000RPM

<p>Operating Temperature 工作温度</p>	<p><b>Charging Temperature:</b> 0°C to 45°C / 32°F to 113°F</p> <p><b>Discharging Temperature:</b> -15°C to 60°C / 5°F to 140°F</p> <p>充电温度: 0°C ~ 45°C; 放电温度: -15°C ~ 60°C</p>
<p>Storage Temperature Humidity 储存温度 &amp; 湿度</p>	<p>● <b>Humid environment</b></p> <p><b>Stored for one month:</b> -20°C to 60°C / -4°F to 140°F</p> <p><b>Stored for three months:</b> -20°C to 45°C / -4°F to 113°F</p> <p><b>Stored for one year:</b> -20°C to 20°C / -4°F to 68°F</p> <p>● <b>常湿环境</b></p> <p>储存一个月: -20°C ~ 60°C</p> <p>储存三个月: -20°C ~ 45°C</p> <p>储存一年: -20°C ~ 20°C</p>
<p>Compatibility 适配性</p>	<p>Please refer to the product sales page for details. 请参考产品售卖页面信息</p>
<p>Product Dimensions 产品尺寸</p>	<p>3.3 × 2.0 × 1.0 in 85.0 × 50.8 × 25.0mm</p>
<p>Product Weight 产品重量</p>	<p>3.6 ± 0.2 oz 102.5 ± 5.0g</p>
<p>Material(s) 主要材质</p>	<p>PC, Aluminum Alloy PC, 铝合金</p>



Specifications subject to change without prior notice. Please refer to the physical product for the most up-to-date information.

技术参数如有改动，以实物为准，恕不另行通知。

## Service & Warranty

Please keep your original receipt and guarantee card. Be sure the dealer has written on it the date of purchase and SN of the product. These are required for warranty service.

### **After-sale Warranty Terms:**

SmallRig products are entitled to warranty services as of the date of payment.

- **Electronic products (except V mount battery):** 1-year warranty.
- **V mount battery:** 2-year warranty.
- **Non-electronic products:** 2-year warranty.

**Note:** In case of any conflict between our warranty period policy and applicable laws and regulations of the country / region where the products are sold, the latter shall prevail.

### **This Warranty Does Not Cover:**

- If users fail to adhere to the "Operating Instruction" or any "Warnings" stated in the user manual, resulting in a quality failure, it falls outside the scope of warranty coverage.
- The product identification or SN label is removed or defaced in any way.
- Product damage caused by problems not attributable to the quality of the products such as improper use of the products.
- Product damage caused by unauthorized modification, disassembly, repair and other acts.
- Product damage caused by fires, floods, lightning and other force majeure factors.

### **Warranty Mode:**

- For the products within the scope of warranty, SmallRig will repair or replace them on the basis of specific failures; the repaired / replaced products / parts are entitled to the remaining part of the original warranty period.

### **Contact Information:**

- You're advised to contact the online customer service personnel of corresponding shopping platform and submit a repair service application.
- You may also apply for repair service through SmallRig's service email.

**Service Email:** [support@smallrig.com](mailto:support@smallrig.com)

## 保修条款

请保留您的原始购买单据及保修卡，同时包含您的购买日期、产品序列号等，这些资料质保服务时均需要提供。

### ☰ 售后质保条款：

SmallRig产品自下单付款之日起享有质保服务。

- 电子产品 (除V口电池)：1年质保。
- V口电池：2年质保。
- 非电子产品：2年质保。

注：若销售地国家或地区的适用法律法规有冲突的，以销售地国家或地区有关质保期的法律法规为准。

### ☰ 质保无效说明：

- 当用户违反操作指引或用户手册中“重要提示”任何一条导致的质量失效，不在质保范围内。
- 产品序列号标识已经被撕毁或无法辨识，不在质保范围。
- 产品使用不当等非产品本身质量问题，而造成的产品损坏，不在质保范围。
- 非官方指导的私自改装、拆解、维修等行为而造成的损坏，不在质保范围。
- 因火灾、水灾、雷击等不可抗力造成的产品损坏，不在质保范围。

### ☰ 维修方式：

- 属于质保范围的，SmallRig 根据产品具体的故障对产品进行维修或更换；维修后的产品 / 部件享受原有保修期的剩余时长。

### ☰ 联系方式：

- 建议您优先前往相应购买平台联系在线客服，提出产品维修申请。
- 您也可以通过 SmallRig 服务邮箱申请维修服务。

服务邮箱：[support@smallrig.com](mailto:support@smallrig.com)

## Guarantee Card

ID No.	
Item Name	
Purchase Date	
User Name	
Mobile	
Address	
Receipt	

## 保修卡

ID 编号	
产品名称	
购买日期	
用户姓名	
用户电话	
用户地址	
购买单据	

Manufacturer Email: support@smallrig.com

Manufacturer: Shenzhen Leqi Innovation Co., Ltd.

Address: Rooms 101, 701, 901, Building 4, Gonglianfuji Innovation Park, No. 58, Ping'an Road, Dafu Community, Guanlan Street, Longhua District, Shenzhen, Guangdong, China.

Consignor: Shenzhen LC Co., Ltd.

Address: Room 201, Building 4, Gonglianfuji Innovation Park, No. 58, Ping'an Road, Dafu Community, Guanlan Street, Longhua District, Shenzhen, Guangdong, China.

制造商: 深圳市乐其创新股份有限公司

地址: 中国广东省深圳市龙华区观澜街道大富社区平安路58号共联富基创新园4栋101、701、901

委托商: 深圳市乐长科技有限公司

地址: 中国广东省深圳市龙华区观澜街道大富社区平安路58号共联富基创新园4栋201



WE ARE HERE FOR YOU  
服务与支持



ETICHETTATURA AMBIENTALE  
ENVIRONMENTAL LABELING

执行标准: GB 4943.1-2022

LQ-B977-18



GAVIMOSA CONSULTORIA, SOCIEDAD  
LIMITADA, CASTELLANA 9144, 28046 Madrid,  
compliance.gavimosa@outlook.com



Sea&Mew Accounting Ltd,  
Electric Avenue Vision 25, London,  
Enfield EN3 7GD, info@seamew.net

CE FCC RoHS



FR  
LE TRI  
+ FACILE



Boîte 1



Papier 5



Séparez les éléments avant de trier



FR  
Cet appareil,  
ses câbles,  
et batterie  
se recycle

À DÉPOSER  
EN MAGASIN



À DÉPOSER  
EN DÉCHÈTERIE



OU

合格证  
已检验



Points de collecte sur [www.quefairedemesdechets.fr](http://www.quefairedemesdechets.fr)  
Privilégiez la réparation ou le don de votre appareil !

Made in China | 中国制造

FREE YOUR DREAM

自 由 创 想