

# SmallRig

**Cage** for Nikon Z 8

拓展框（适用于尼康 Z 8）

- Thank you for purchasing SmallRig's product.  
感谢您购买 SmallRig 产品。
- Please read this User Manual carefully.  
使用本产品之前，请仔细阅读用户手册。
- Please follow the safety warnings.  
请注意所有警告提示并遵循使用用户手册的所有指令。



## Safety Guidelines / 注意事项

- Do not use the product underwater, in extreme temperatures (e.g., freezing or direct heat), corrosive environments, or excessive dust. Dry metal parts immediately after liquid contact to prevent corrosion.

请勿在水下、极端温度（如冷冻或高温暴晒）、强腐蚀性或多尘环境中使用本产品。金属部件接触液体后请立即擦干，避免长期接触水分导致锈蚀。

- Do not exceed the maximum weight capacity indicated on the product. Overloading risks structural failure, deformation, or accidental drops.

请勿超过产品标注的最大承重限制。超载可能导致结构变形、断裂或意外跌落设备。

- Clean surfaces with a dry, soft cloth. Avoid chemicals like alcohol or solvents. Ensure dry and ventilated conditions for long-term storage.

使用干燥软布清洁表面，避免酒精、溶剂等化学试剂直接接触产品。长期存放前请确保环境干燥通风。

- Do not modify the product (e.g., drilling, cutting)—this compromises structural integrity and increases drop risks.

请勿自行对产品进行钻孔、切割或改造，以免破坏结构强度，增加设备跌落风险。

- Stop use immediately if you notice deformation, unusual noises, or loose components, and contact support.

若产品出现变形、异响或部件松动，请立即停止使用并联系客服。

## In the Box / 包装清单

### 3940B

**Cage** for Nikon Z 8

**拓展框** (适用于尼康 Z 8)

Cage

拓展框

× 1

User Manual

用户手册

× 1

### 3941B

**Cage Kit** for Nikon Z 8

**拓展框套件** (适用于尼康 Z 8)

Cage

拓展框

× 1

Cable Clamp for HDMI & USB-C

线夹 (适配于HDMI & USB-C)

× 1

Top Handle

上提手柄

× 1

Wrench

扳手

× 1

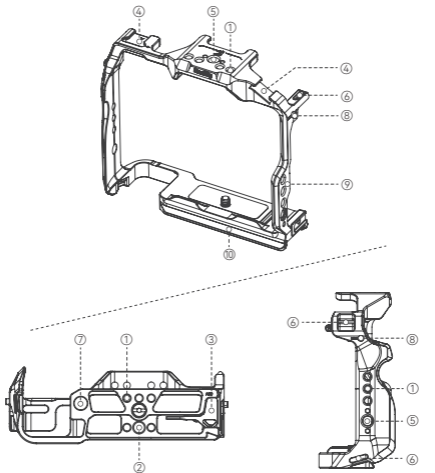
User Manual

用户手册

× 1

## Product Details / 产品介绍

### Cage / 拓展框



① 1/4"-20 Threaded Hole  
1/4"-20 螺纹孔

② 3/8"-16 Threaded Hole  
3/8"-16 螺纹孔

③ Wrench  
扳手

④ Cold Shoe Mount  
冷靴座

⑤ ARRI 3/8"-16 Locating Hole  
阿莱定位孔

⑥ Strap Slot  
肩 / 腕带孔

⑦ QD Socket  
QD 接口

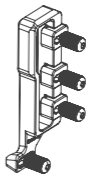
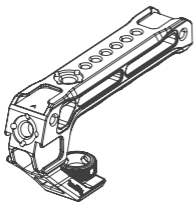
⑧ Locating Screw  
定位螺丝

⑨ NATO Rail  
滑条

⑩ Arca-Swiss Plate  
阿卡规格快装板

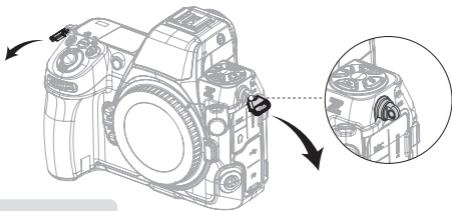
☰ Top Handle / 上提手柄

☰ Cable Clamp / 线夹



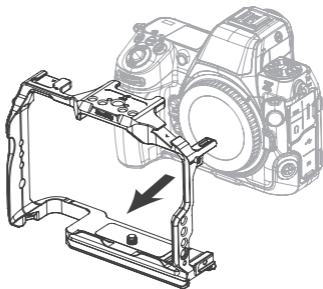
## Cage Installation / 拓展框安装步骤

☰ Step 1 / 步骤一

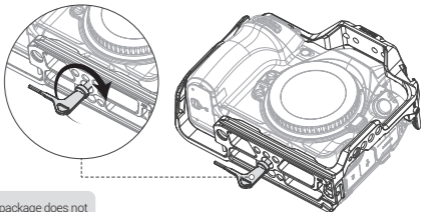



📌 The package does not include the camera.  
相机机身需另购

Step 2 / 步骤二

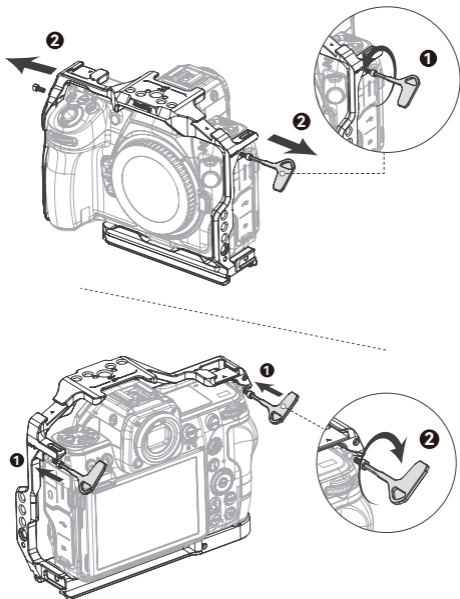



Step 3 / 步骤三



 The package does not include the camera.  
相机机身需另购

Step 4 / 步骤四



 The package does not include the camera.  
相机机身需另购

## Cable Clamp for HDMI & USB-C Installation

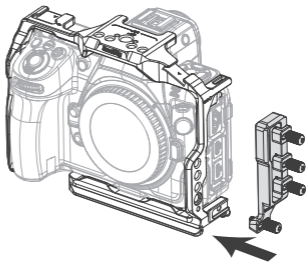
### 线夹（适配于HDMI & USB-C）安装步骤

#### Step 1 / 步骤一

##### Note / 备注

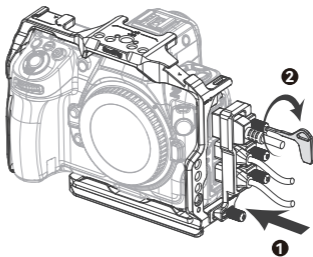
Please open the camera's HDMI cover before installing the HDMI cable clamp.

在安装 HDMI 线夹前，请先打开相机 HDMI 盖子。



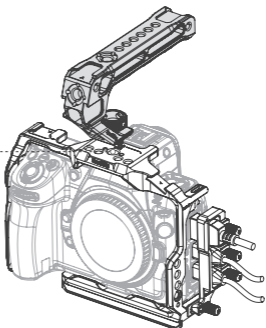
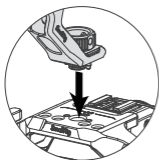
#### Step 2 / 步骤二

The package does not include the camera.  
相机机身需另购

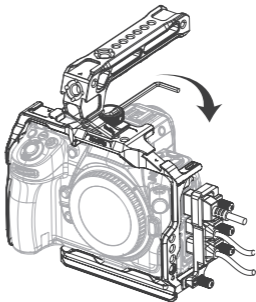



## Top Handle Installation / 上手提安装步骤

### Step 1 / 步骤一



### Step 2 / 步骤二



 The package does not include the camera.  
相机机身需另购

## Specifications / 产品参数

### 3940B

#### Cage for Nikon Z 8

拓展框 (适用于尼康 Z 8)


Compatibility 适配性	Nikon Z8 尼康 Z8
Product Dimensions 产品尺寸	6.26 × 2.23 × 5.15in 159.1 × 56.8 × 131.0mm
Product Weight 产品重量	7.0 ± 0.2oz 197.0 ± 5.0g
Material(s) 主要材质	Aluminum Alloy 铝合金

### 3941B

#### Cage Kit for Nikon Z 8

拓展框套件 (适用于尼康 Z 8)

Compatibility 适配性	Nikon Z 8 尼康 Z 8
Product Dimensions 产品尺寸	7.16 × 5.31 × 7.67in 182.0 × 135.0 × 195.8mm
Product Weight 产品重量	13.2 ± 0.2oz 373.0 ± 5.0g
Material(s) 主要材质	Aluminum Alloy 铝合金

 Specifications subject to change without prior notice. Please refer to the physical product for the most up-to-date information.

技术参数如有改动，以实物为准，恕不另行通知。

Manufacturer Email: support@smallrig.com

Manufacturer: Shenzhen Leqi Innovation Co., Ltd.

Add: Rooms 101, 701, 901, Building 4, Gonglianfuji Innovation Park, No. 58, Ping'an Road, Dafu Community, Guanlan Street, Longhua District, Shenzhen, Guangdong, China.

Consignor: Shenzhen LC Co., Ltd.

Add: Room 201, Building 4, Gonglianfuji Innovation Park, No. 58, Ping'an Road, Dafu Community, Guanlan Street, Longhua District, Shenzhen, Guangdong, China.

制造商: 深圳市乐其创新股份有限公司

地 址: 中国广东省深圳市龙华区观澜街道大富社区平安路58号共联富基创新园4栋101、701、901

委托商: 深圳市乐长科技有限公司

地 址: 中国广东省深圳市龙华区观澜街道大富社区平安路58号共联富基创新园4栋201



WE ARE HERE FOR YOU  
服务与支持



ETICHETTATURA AMBIENTALE  
ENVIRONMENTAL LABELING

执行标准: GB/T 26572-2011

LQ-P1663-18



GAVIMOSA CONSULTORIA, SOCIEDAD  
LIMITADA, CASTELLANA 9144, 28046 Madrid,  
compliance.gavimosa@outlook.com



Sea&Mew Accounting Ltd,  
Electric Avenue Vision 25, London,  
Enfield EN3 7GD, info@seamew.net

CE RoHS



Séparez les éléments avant de trier Made in China | 中国制造

FREE YOUR DREAM

自 由 创 想