

SmallRig



All-in-One Video Kit for Smartphone Creators Classic Edition

— Operating Instruction —

Thank you for purchasing SmallRig's product.

Warnings

- Please do not use the product in water because it is not dust or water proof.
- To prevent product damage, avoid falls or violent collisions.
- Please avoid using the product in fully closed spaces. It may result in elevated internal temperature with in the LED light, potentially leading to product failure, ignition, or other accident.
- Avoid looking directly at the LED bead from close range during operation to prevent potential, visual impairment.
- Please do not place the LED light nearby any combustible or volatile materials, or it may lead to fire disaster or smoke.
- Be sure to power the LED light off when it is not in use.
- Do not remove the non-detachable lithium battery in the LED light.
- Do not pick up the kit by grabbing the holder of the LED light.
- When the battery of the LED light is not in use for a long time, please charge and discharge the battery every six months, and provide it with about 60% of the electric quantity to prolong its service life.
- Since there are some hazardous substances in the battery of the LED light, please do not discard it. Instead, dispose of the product that is damaged or will never be used according to the waste management measures.
- The microphone is equipped with a professional capacitor core with high sensitivity. Please avoid falls or violent collisions.
- When the microphone is not in use, it should be stored in a dry and clean place. Avoid high temperature, high humidity, and strong magnetic field.
- For best results with the microphone, please cover it with the foam windscreen or furry windshield.
- Please keep the three legs of the tripod fully expanded during use to achieve the best stability.

Product Description

Welcome to use SmallRig All-in-One Video Kit for Smartphone Creators. This kit is specially designed for vlogging and live-streaming. The kit includes a universal phone cage, two side handles, a desktop tripod, a mini LED light, a microphone, etc. It supports both handheld and tripod shooting and will effectively make the shooting more stable. It provides multiple 1/4"-20 threaded holes and cold shoe mounts for more mounting options.

In the Box

The package includes the following items:



Universal Phone Cage
× 1



Desktop Tripod
× 1



Power Bank Clamp
× 1



Side Handle
× 2



Cold Shoe Mount
× 1



LED Light
× 1



Shotgun Microphone
× 1



Foam Windscreen
× 1



Furry Windshield
× 1



Suspension Mount
× 1



Cable Tie
× 2



1/4"-20 Screw
× 2



Allen Wrench
× 2



USB-C Charging Cable
× 1



USB-C Audio Cable
× 1



Lightning to USB-C Adapter
× 1



USB-C 2-in-1 PD /
Audio Adapter × 1



Carrying Bag
× 1



Operating Instruction
× 1



User Manual

× 1



Guarantee Card

× 1

Product Details



* Please note the mobile phone and power bank are not included in the kit.

Installation Steps

- Mount the power bank clamp on the back of the cage with two 1/4"-20 screws.
- Turn the knob on the top of the phone cage counterclockwise to open the phone holder. After putting the phone in, turn clockwise to secure.
- Mount the handle to the side of the cage with 1/4"-20 screw.
- Mount the cold shoe mount on the top of the handle.
- Take off the QR plate on the tripod and attach it to the downside of the cage, then mount the cage on the tripod.
- Insert the cold shoe adapter of the LED video light directly into the cold shoe mount and tighten it clockwise.
- Install the microphone on the shock mount, plug in the USB-C smartphone cable, put the foam windscreen or furry windshield on, then mount the microphone to the rig with the cold shoe adapter; choose a correct audio adapter according to the interface type of your phone.

Kit Feature

1. The right solution for phone vlogging and live streaming.
2. It supports both handheld shooting and tripod shooting.
3. A mini LED light and a professional microphone included.
4. A power bank clamp to attach a power bank for a long time shooting.
5. Multiple 1/4"-20 thread holes and cold shoe mounts for more mounting options.
6. The universal cage supports the use of mobile phones with cases.

Mini LED Light Feature

1. This product is made of LED lamp beads with two kinds of color temperatures (48 for each).
2. Stepless brightness adjustment for professional use.
3. Double color temperature adjustment for different atmosphere effects, such as sunrise and sunset.
4. Built-in high capacity 2200mAh lithium battery.
5. Offers different lighting effects in different environments to add more fun to your shooting.

Light Operating Guidelines

1. Switch / Lighting Button

Press the button to switch the light on and off. Long press to enter the lighting state (maximum brightness)

2. Indicator Lights

Five LED indicators (one green and four white):

White light: Four white indicator lights show the battery level; Four lights indicate 100%;

Three lights indicate 75%. Two lights indicate 50%;

One light indicates 25%. The white light flashing indicates low power;

Four white lights on indicate the charging is complete.

Green light: The green light flashes to show the color temperature state;

The green light is always on to show the brightness state.

3. Lighting Mode

Long press the switch button to enter the lighting mode. In this mode, all LED lights reach maximum brightness.

4. Color Temperature Adjustment

Press the knob button, rotate the knob button to adjust the color temperature of the LED light. The adjustable range is 2700K - 6500K.

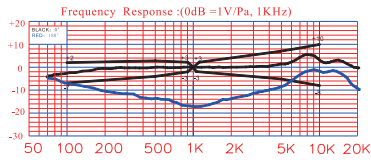
5. Brightness Adjustment

Press the knob button and rotate the knob button to adjust the brightness of the LED light.

Microphone Features

1. Built-in high-performance cardioid condenser microphone, with wide frequency response range and HD sound resolution.
2. Patented suspension mount, minimizing the vibration noises.
3. Low self-noise, with NCR noise reduction technology.
4. No battery required.
5. Reliable durable all-metal microphone body effectively shields electromagnetic interference.

Frequency Response / Heart Graph



Specifications

Phone Cage	Compatibility	62.0 - 86.0mm / 2.4- 3.4in Wide Phones
Power Bank Clamp	Compatibility	53.0 - 81.0mm / 2.1- 3.2in Wide Power Banks
Desktop Tripod	Load Capacity	2.0kg / 4.4lbs
	Front Tilt	-90° / +45°
	Lateral Tilt	-50° / +50°
	Panoramic Rotation	360°
LED Light	Color Temperature	2700K - 6500K
	CRI	95+
	100% Light Flux / Lm Cold Light	Cold Light: 240 Warm Light: 240 Chromatic Light: 240
	Battery Specification	2200mAh / 3.7V / 8.14Wh
	Power Consumption	5W
	Compensatory Range	≤5m / ≤16.4ft
	Lamp Beads	96 Pcs
	Operating Temperature	-10°C to 50°C / 14°F to 122°F
Microphone	Polar Pattern	Cardioid
	Frequency Range	20Hz - 20KHz
	Sensitivity	-37dB (F=1KHz,S.P.L=1Pa 0dB=1V/Pa)
	Maximum SPL	120dB SPL
	Output Impedance	2.2kΩ ± 30% (at 1KHz)

Manufacturer: Shenzhen Leqi Innovation Co., Ltd.

Add: Rooms 101, 701, 901, Building 4, Gonglianfuji Innovation Park, No. 58, Ping'an Road, Dafu Community, Guanlan Street, Longhua District, Shenzhen, Guangdong, China.

Consignor: Shenzhen LC Co., Ltd.

Add: Room 201, Building 4, Gonglianfuji Innovation Park, No. 58, Ping'an Road, Dafu Community, Guanlan Street, Longhua District, Shenzhen, Guangdong, China.



Séparez les éléments avant de trier



Points de collecte sur www.quefairedemesdechets.fr
Privilégiez la réparation ou le don de votre appareil !



Made in China

SmallRig



All-in-One 手机视频专业套件经典版

— 操作指引 —

感谢您购买SmallRig产品。

重要提示

- 请勿在水中使用，本产品不具备防尘、防水功能。
- 请勿让产品掉落地面、受到碰撞或强烈冲击。
- 请勿在完全封闭的环境下使用，否则可能使LED补光灯内部温度升高而导致产品故障、起火或意外事故。
- 请勿近距离直视使用中的LED灯珠，否则可能使视力受损。
- 请勿将LED补光灯放置在可燃或易挥发的溶液附近，否则可能引发火灾或产生烟雾。
- LED补光灯使用完毕后务必将产品关机。
- LED补光灯含内置式不可拆卸锂电池，严禁擅自拆机。
- 切勿抓住补光灯的灯头拿起本套件。
- LED补光灯电池在长时间储存不用时，应在6个月内进行一次充放电维护，并恢复60%左右的带电量，以延长电池的使用寿命。
- LED补光灯电池内部有少许有害物质，请勿任意丢弃，请将损坏或是不再使用的产品，依照废弃物管理办法回收处理。
- 麦克风内置专业电容咪芯，高灵敏度，需注意不要高处跌落或强烈撞击。
- 麦克风不用时，应将其存放在干燥清洁处，避免高温、高湿及强磁场的场所存放或使用。
- 为达到良好拾音效果，请套上随机配置的防风海绵或防风毛衣。
- 使用附带的三脚架拍摄时，请保持三脚架三条支撑腿完全展开，以达到最稳定的支撑效果。

产品简介

欢迎使用SmallRig All-in-One 手机视频专业套件，本套件为手机Vlog拍摄及手机视频直播提供一站式完美解决方案。套件包含多功能拓展框，侧手柄，三脚架，补光灯，麦克风，移动电源支架等配件，可支持手持拍摄或脚架拍摄，并有效解决手机拍摄稳定性不足的问题。套件提供有多个标准1/4"-20螺紋孔及冷靴接口，支持配件自由搭配组合，为拍摄提供更多可能，带来更多乐趣。

包装清单

包装内包含以下物品:



多功能拓展框
× 1



三脚架
× 1



充电宝夹
× 1



侧手柄
× 2



冷靴支架
× 1



LED补光灯
× 1



枪式麦克风
× 1



防风海绵
× 1



防风毛套
× 1



减震支架
× 1



魔术贴束线带
× 2



1/4"-20 螺丝
× 2



六角扳手
× 2



USB-C 充电线
× 1



USB-C 音频线
× 1



Lightning 转 USB-C 转接头
× 1



USB-C 一转二 PD
/ 音频转接头 × 1



收纳袋
× 1



操作指引
× 1



用户手册
× 1



保修卡
× 1

产品结构介绍



* 请注意，本套件不包含手机和移动电源。

安装步骤

移动电源支架安装：借助两颗1/4"-20螺丝，将支架固定于多功能拓展框背面；

手机安装：逆时针旋转拓展框顶部旋钮，打开拓展框手机夹，放入手机后，顺时针旋转锁紧；

侧手柄安装：将侧手柄安装于拓展框侧面标准1/4"-20 螺纹孔上；

冷靴座安装：借助1/4"-20螺丝，将冷靴支架安装于手柄顶部；

三脚架安装：取下脚架快装板，将快装板安装于拓展框底部，之后将拓展框锁紧于脚架上；

补光灯安装：将补光灯的冷靴片滑入拓展框或冷靴座的冷靴安装口，顺时针拧紧加固；

麦克风安装：将麦克风安装在减震支架上，插上USB-C 音频线，套上防风海绵或防风毛衣，之后将麦克风通过冷靴固定在套件上，根据手机接口类型，选择合适的音频转接头。

套件功能说明及特性


1. 手机Vlog及手机直播一站式专业解决方案；
2. 支持手持拍摄或脚架拍摄，快速切换；
3. 拓展补光灯及麦克风，为视频增光添色；
4. 配备移动电源支架，支持外接移动电源，提升拍摄续航；
5. 丰富拓展接口，为创作带来更多可能；
6. 通用拓展框支持手机带壳使用。

LED补光灯功能说明及特性

1. 采用2种色温（各48颗）的LED灯珠组合而成。功率大，发热小，使用寿命长。
2. 亮度无级调节，调节光线明亮度，光线运用更专业。
3. 双色温无级调节，可设置不同氛围效果，如日出日落。
4. 内置大容量2200mAh锂电池，让你使用更持久，更方便。
5. 在不同的环境下投射出不同的灯光效果，为您的拍摄增加更多乐趣。

LED补光灯使用说明

1. 开 / 关机键

短按  键开启或关闭设备，长按进入照明状态（达到最亮）。

2. 指示灯

LED指示灯5颗（1绿4白）：

白灯：4颗白色指示灯显示电量

4颗灯亮，电量为100%

3颗灯亮，电量为75%

2颗灯亮，电量为50%

1颗灯亮，电量为25%

低电提示，最后1颗白灯闪烁

充电闪烁，充满4颗白灯常亮

绿灯：绿灯闪烁，当前模式为调节色温状态

3. 照明模式

在开机的状态下，长按开关机键，即可直接进入照明模式。在此模式下，所有LED灯达到最亮。

4. 色温调节

短按旋钮键，旋转旋钮键，即可调节补光灯的色温，可调范围2700K ~ 6500K。

5. 亮度调节

短按旋钮键，旋转旋钮键，即可调节补光灯的亮度。

麦克风功能说明及特性

1、内置高性能心型拾音咪头，具有频响范围广、高声音解析度。

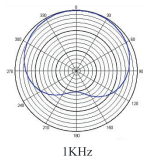
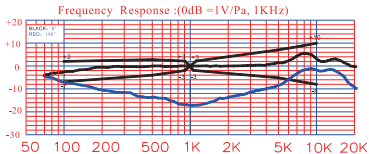
2、专利减震支架结构，减少震动噪声的干扰。

3、低底噪，采用NCR降噪拾音技术。

4、无须电池，即插即用。

5、全金属机身，可靠耐用并能有效屏蔽电磁干扰。

频率响应 / 心形图



产品参数

多功能拓展框	兼容性	62mm ~ 86mm 宽度范围手机
移动电源支架	兼容性	53mm ~ 81mm 宽度范围移动电源
三脚架	安全承重	2kg
	云台俯仰角度	-90° / +45°
	云台侧向角度	-50° / +50°
	全景旋转	360°
LED补光灯	色温	2700K ~ 6500K
	CRI	95+
	100%光通量 / Lm	冷光:240 暖光:240 变色光:240
	电池类型	2200mAh / 3.7V / 8.14Wh
	最大功耗	5W
	补光射程	≤5m
	灯珠数量	96颗
麦克风	工作温度	-10°C ~ 50°C
	指向特征	心型指向
	频率响应	20Hz ~ 20KHz
	灵敏度	-37dB (F=1KHz,S.P.L=1Pa 0dB=1V/Pa)
	最大声压	120dB SPL
	输出阻抗	2.2kΩ ± 30% (at 1KHz)

执行标准: GB 4943.1-2022, GB 7000.1-2015

制造商: 深圳市乐其创新股份有限公司

地址: 中国广东省深圳市龙华区观澜街道大富社区平安路58号共联富基创新园4栋101、701、901

委托商: 深圳市乐长科技有限公司

地址: 中国广东省深圳市龙华区观澜街道大富社区平安路58号共联富基创新园4栋201



RoHS



Points de collecte sur www.quefairedemesdechets.fr
Privilégiez la réparation ou le don de votre appareil !



LQ-P1315-18

中国制造